



# Turnover for Motion picture, video and television programme production, Sound recording and music publishing Activities in Japan

---

The 31th Voorburg Group Meeting  
September 19th – 23rd, 2016  
Zagreb, Croatia

Kazuhiko Yazaki  
Economic Statistics Division  
Statistic Bureau of Japan



# Contents

---

1. Definition and Standard classification structure
2. Outline of data method
3. Market conditions and constraints
4. Summary



# 1. Definition and Standard classification structure (1)

## Japan Standard Industrial Classification (JSIC) Rev.13

<b>G</b> <b>Information and communications</b>	37 Communications	370, 371, 372, 373
	38 Broadcasting	380, 381, 382, 383
	39 Information services	390, 391, 392
	40 Services incidental to internet	400, 401
<b>41 Video picture information, sound information, character information production and distribution</b>		
	410 Establishments engaged in administrative or ancillary economic activities	4100, 4109
	<b>411 Video picture information production and distribution</b>	<b>4111, 4112, 4113, 4114</b>
	<b>412 Sound information production</b>	<b>4121, 4122</b>
	413 Newspaper publishers	4131
	414 Publishers, except newspapers	4141
	415 Commercial art and graphic design	4151
	<b>416 Services incidental to video picture information, sound information, character information production and distribution</b>	<b>4161, 4169</b>



# 1. Definition and Standard classification structure (2)

## ISIC Rev.4

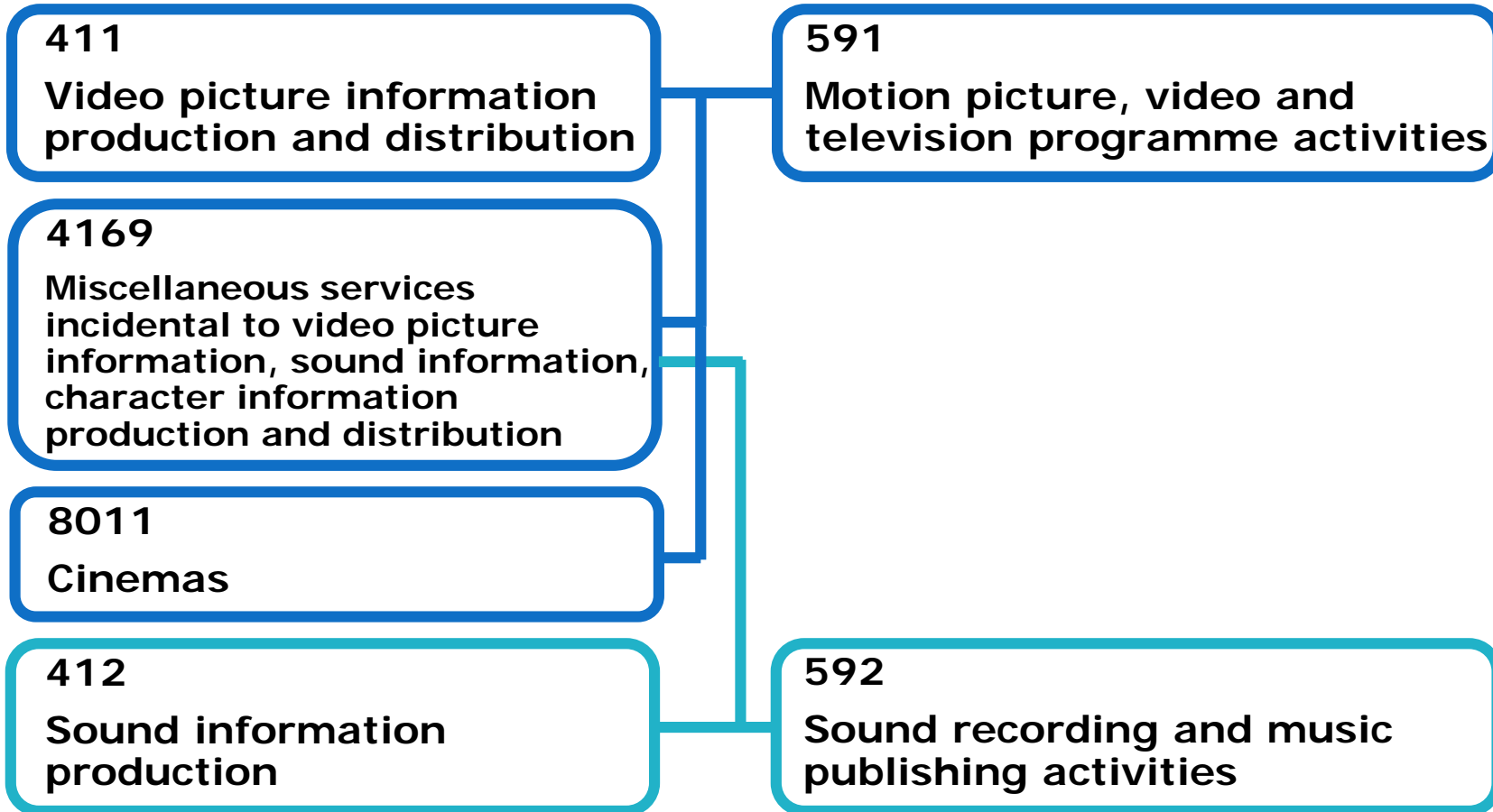
<b>J</b>	58 Publishing activities	581, 582
<b>Information and communication</b>	<b>59 Motion picture, video and television programme production, sound recording and music publishing activities</b>	
	<b>591 Motion picture, video and television programme activities</b>	<b>5911, 5912, 5913, 5914</b>
	<b>592 Sound recording and music publishing activities</b>	<b>5920</b>
	60 Programming and broadcasting activities	601, 602
	61 Telecommunications	611, 612, 613, 619
	62 Computer programming, consultancy and related activities	620
63 Information service activities	631, 639	



# 1. Definition and Standard classification structure (3)

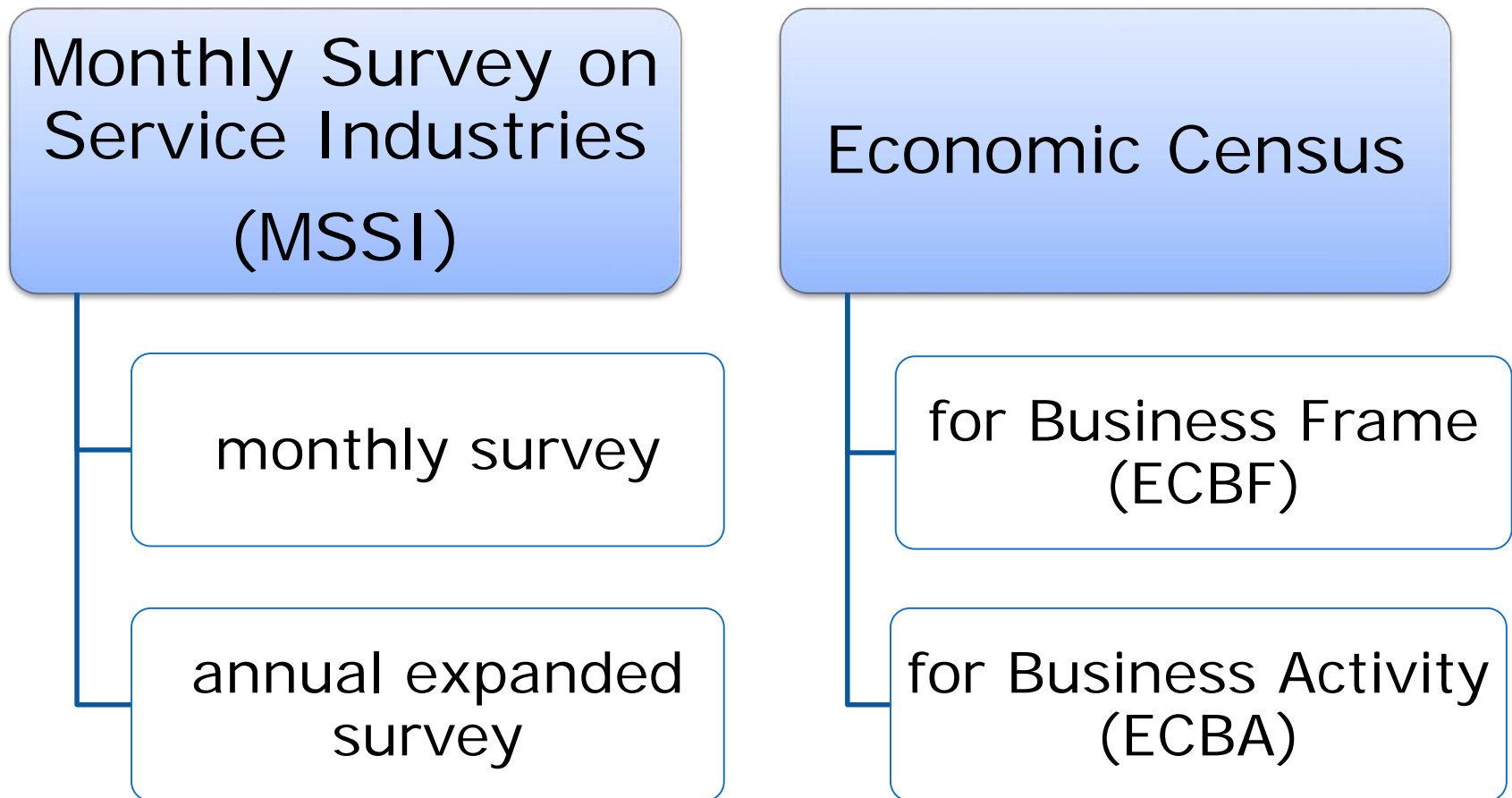
JSIC Rev.13

ISIC Rev.4



## 2. Outline of data method (surveys of turnover) (1)

---



## 2. Outline of data method (surveys of turnover) (2)

---

Survey of Selected Service Industries

Basic Survey on the Information and  
Communications Industry



## 2. Outline of data method (unit of measure to be collected)

---

### Monthly Survey on Service Industries

- Enterprise & Establishment

### Economic Census

- Enterprise & Establishment

### Survey of Selected Service Industries

- Enterprise

### Basic Survey on the Information and Communications Industry

- Enterprise





## 2. Outline of data method (MSSI, ECBF, ECBA) (1)

Name of Survey (Latest survey)	MSSI		Economic Census	
	monthly	annual (2015)	ECBF (2014)	ECBA (2012)
Frequency	monthly	annual	every five years	
Sample or Census (survey frame)	Sample (2009 ECBF)		Census	
Data collection	Mail		Enumerators(Single-Unit), Mail(Multi-Unit)	
	Internet response available			
Turnover data collected	Total and by business activity		Total	Total and by business activity



## 2. Outline of data method (MSSI, ECBF, ECBA) (2)

Name of Survey (Latest survey)		MSSI		Economic Census	
		monthly	annual (2015)	ECBF (2014)	ECBA (2012)
Industrial classification	Total turnover	2 digit	Max.4 digit	4 digit	4 digit
	Turnover by business activity	2 digit	Max.4 digit	×	4 digit
	Cost & Value Added	×	×	×	4 digit

not available for  
JSIC 411 and 412

available for  
JSIC 411 and 412



### 3. Market conditions and constraints (1)

#### □ Turnover (2013) and Workers (July 1, 2014)

	Turnover (billion yen)	Workers
Video picture information production and distribution	1,427.4	61,361
Sound information production	237.3	6,460

(Source: ECBF(2014))

### 3. Market conditions and constraints (2)

#### □ Enterprises and Establishments (July 1, 2014)

	Enterprises	Establishments
Video picture information production and distribution	3,895	4,474
Sound information production	576	635

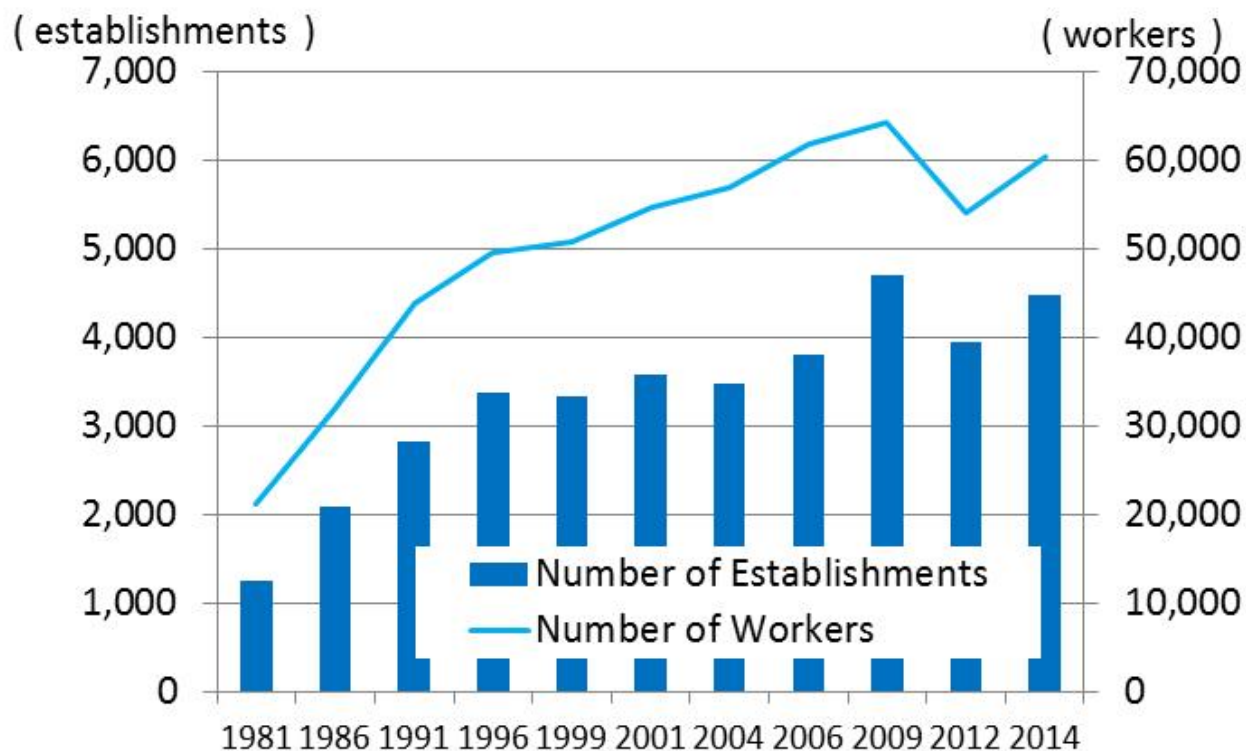
(Source: ECBF(2014))



# 3. Market conditions and constraints (3)

## □ Number of establishments and workers

“Video picture information production and distribution”

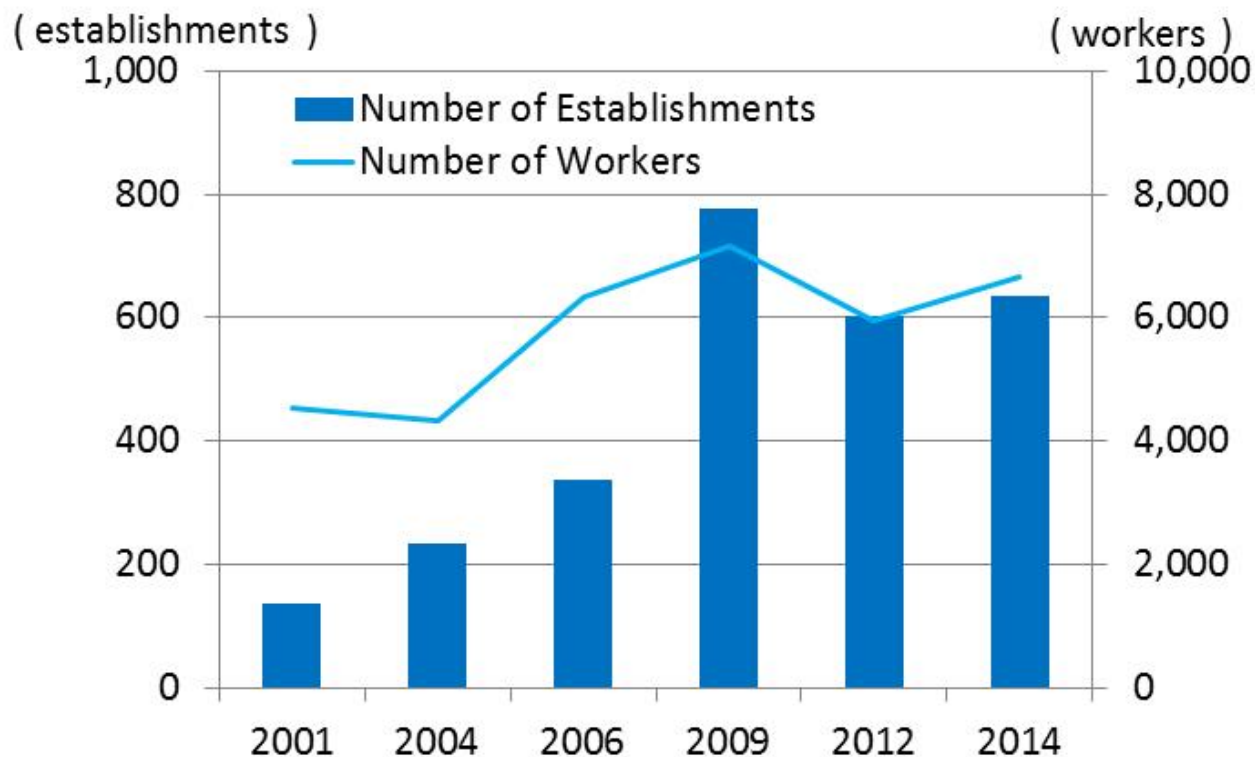


(Source: Establishment and Enterprise Census(1981-2006),  
Economic Census(2009-2014) )



# 3. Market conditions and constraints (4)

## □ Number of establishments and workers “Sound information production”



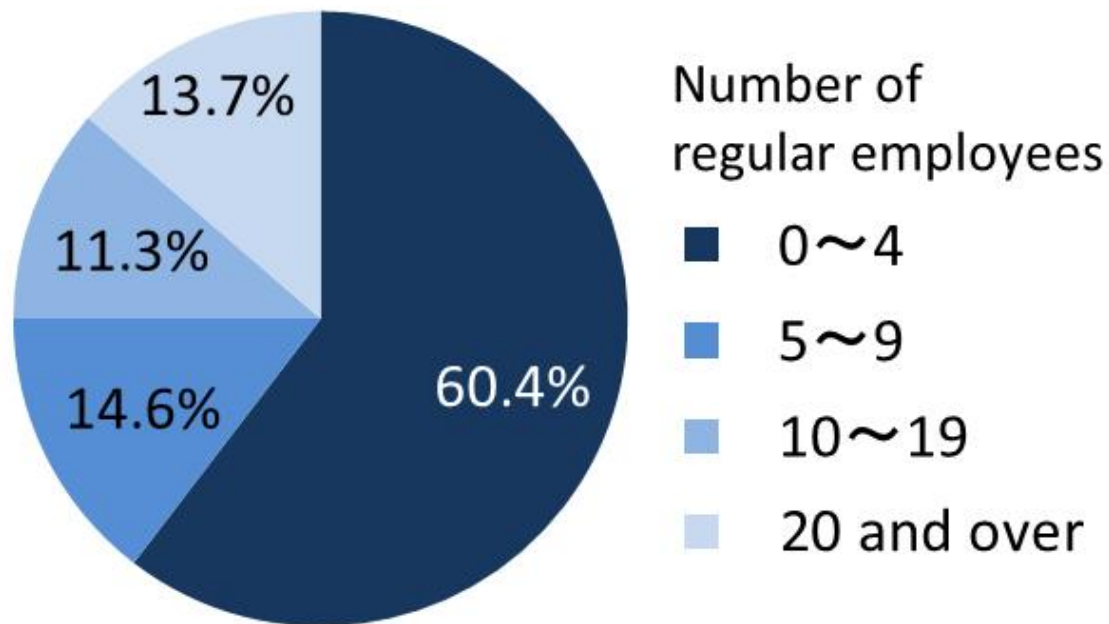
(Source: Establishment and Enterprise Census(2001-2006),  
Economic Census(2009-2014) )



### 3. Market conditions and constraints (5)

- Share of number of enterprises by number of employees

“Video picture information production and distribution”



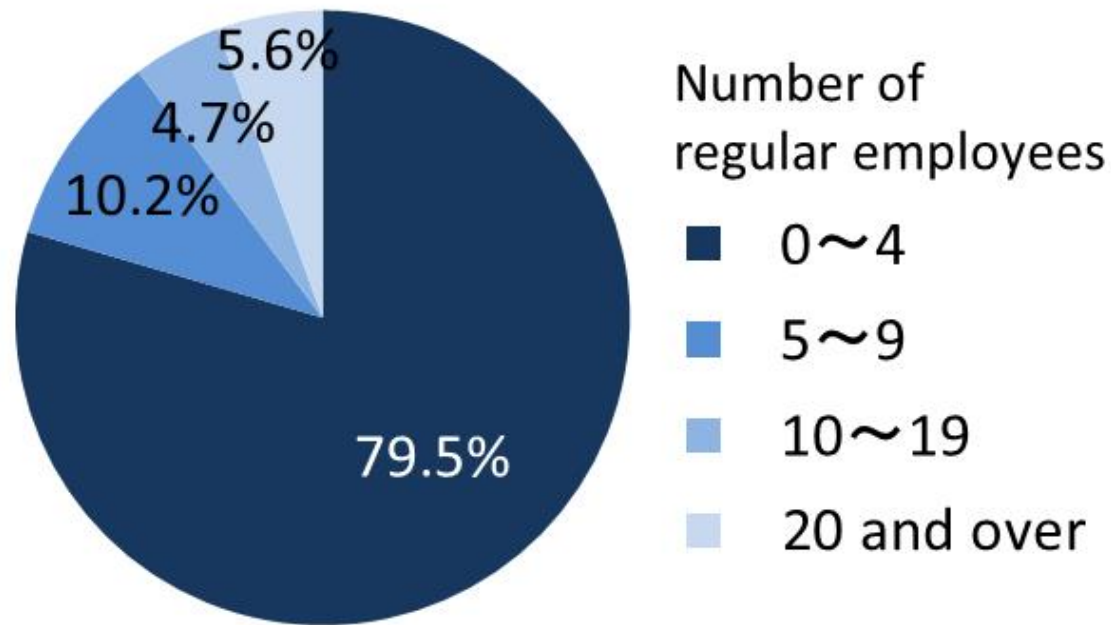
(Source: ECBF (2014))



# 3. Market conditions and constraints (6)

- Share of number of enterprises by number of employees

“Sound information production”



(Source: ECBF(2014))





# 4. Summary

---

## □ Turnover Statistics

- MSSSI (monthly), SSSI, BSIC (annually)
- ECBF and ECBA (every 5 years)
- Cost and Value-Added in ECBA (every 5 years)

## □ Market conditions and constraints

- Increase of “video picture information production and distribution” and “sound information production” services

